

Saba Lighting

LED Panels



FEATURES

- Up to 80% energy saving compared to standard CFL
- High color rendering index (Ra) 83-85 and with a comfortable and uniform light
- Non-flickering design offering a healthier lighting option for fluorescent lights
- High brightness LM-80 tested SMD2835 led chips.

Optional Add-Ons

Emergency Battery Back Up Driver

BATT-BU16-SF - 16w, 90min.
 BATT-BU25-SF - 25w, 90min.
 (Spec Sheet Available)

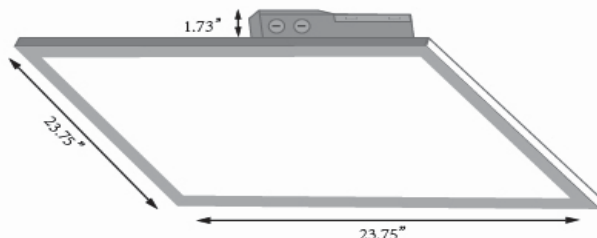
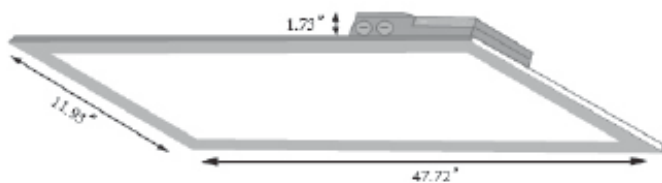
The SABA LED Flat Panel Assembly is the premium choice when it comes to general lighting solutions for business offices, retail stores, and other interior commercial applications. With an even distribution of luminous LED diodes spread across the entire panel, it provides a bright and even glow that will provide excellent light output for the room.

SPECIFICATIONS

Model No.	PNL14	PNL22	PNL24	
System Watts	32	32	40	50
Lumen Output	4200lm	4200lm	5250lm	6450lm
Color Temp (T)	40=4000K(Std) 35=3500K*, 50=5000K*			
Input Voltage	AD = Dimming 120~277V			
CRI	80+			
Operating Temp	-40°C - 50°C			
Dimensions	11.95" x 47.72" x 0.50"	23.75" x 23.75" x 0.50"	23.75" x 47.72" x 0.50"	
SKU	PNL14-T80-32AD	PNL22-T80-32AD	PNL24-T80-40AD	PNL24-T80-50AD

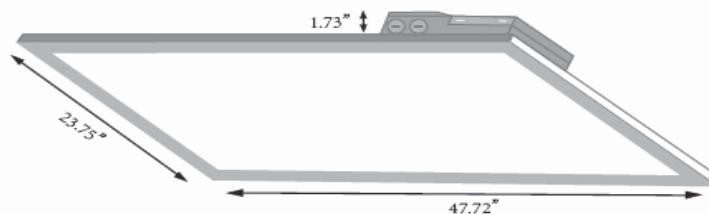
DIMENSIONS

PNL14 - (11.95" x 47.72" x 1.73")



PNL22 - (23.75" x 23.75" x 1.73")
 7.5 lbs per panel

Actual LED Panel Depth 0.50"



PNL24 - 23.75" x 47.72" x 1.73"
 14.2 lbs per panel